



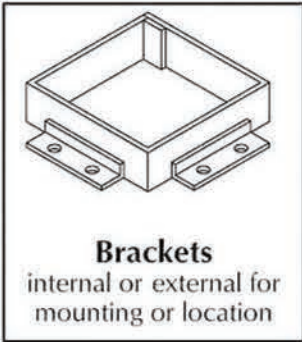
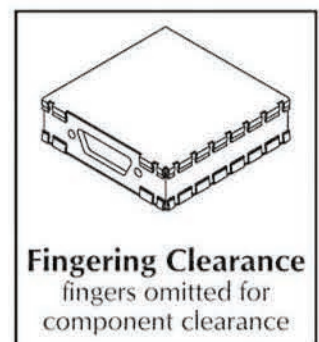
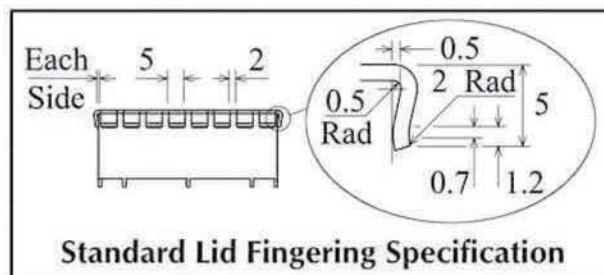
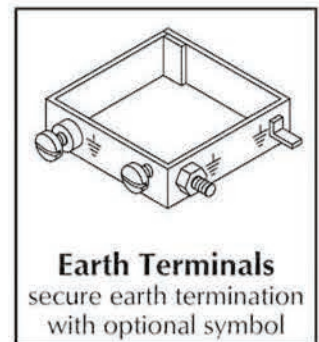

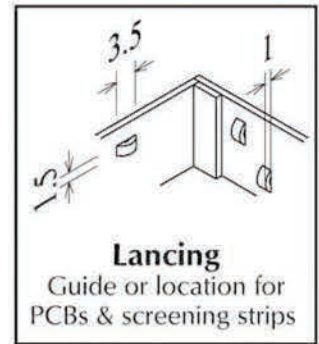



Custom Options

Design your own enclosures choosing from our standard styles:



- STYLE:** Specify CFL, FFL, PFL or PCMC versions.
- DIMENSIONS:** Specify length, width and height as internal. Other dimensions from centre lines.
- MATERIAL:** Options include steel, tin plate, copper, brass, nickel. Specify thickness or gauge.
- FINISH:** Nickel Plate, Zinc Plate, Bright Acid Tin: Good Commercial Grade: BS1872: 1984 Service Condition 2 or Def Stan 03-8 Iss1.
- MOUNTING:**
Brackets: Specify size & position
Bushes: Specify thread & position
Studs: Specify thread, length & position
- APERTURES:** Holes or cut-outs. Specify style, size & position. Most component sizes available as standard.
- CORNER OVERLAP:** For frames, specify corner. Minimum is 5mm. External option available.
- INTERNAL DIVIDERS:** Specify as required. Can be supplied loose, spot welded or with tabs, to mate with slots in wall. Multi-compartments can be easily achieved by a labyrinth of dividers.
- PCB LOCATIONS:** Lancing can be horizontal or vertical for PCB supports, or staggered to act as guides. (See diagram.)
- PCB PINS:** Specify size & position. Min size: 0.75 x 1mm.
- EARTH TERMINALS:** Specify type, size & position. Options: push-on/ solder tags; studs; earth symbol.
- LID FINGERING:** Size & style are standard. Fingers can be omitted for clearance around through-wall components.
- MARKING:** Alphanumeric: 2mm impressed characters available as standard. Also earth symbol - specify position.
- MOUSE HOLES:** Walls & dividers can have small cut-outs on the edges to clear PCB tracks and/or component leads.
- LANCINGS:** For mounting component leads or location points.
- LOCKING PINS:** Locate & retain enclosures on PCB for soldering (See page 7.)
- LID CAPTIVATION:** Locking devices for additional lid security.
- Solder Anti-Migration System - prevents solder creepage**



Tel: +44 (0) 20 8365 2520
Email: sales@perancea.com

PERANCEA

Fax: +44 (0) 20 8566 7217
Website: www.perancea.com